

Scaled data based on original data using
LM-79-08 Approved Method: Electrical and Photometric Measurements of Solid-
State Lighting Products

Test Report Prepared for
Cooper Lighting Solutions
(formerly Eaton)

Brand: INVUE

Report Number: P401300

Luminaire Tested: **ENT-SA1C-735-U-T3**

Issue Date: 5/20/2020

Test Information

Test Method: LM-79-08
Report Number: P401300
TEST IS SCALED FROM IESNA LM-79-08 TEST DATA (G1-2004-754-13)
Test Lab: INNOVATION CENTER
Issue Date: 5/20/2020
Manufacturer: COOPER LIGHTING SOLUTIONS (FORMERLY EATON)
Product Line: INVUE
Catalog Number: ENT-SA1C-735-U-T3
Description: ENTRI LED LUMINAIRE
(1) 70 CRI, 3500K, 615mA LIGHTSQUARE WITH 16 LEDS AND TYPE III OPTICS
Light Source: -
Ballast/Driver: ELECTRONIC DRIVER

Summary

Lumens per Lamp: N/A
Luminaire Lumens: 4314 lumens
Efficiency: N/A
Efficacy: 129.5 lumens/watt
Luminous Opening: Rectangular (W 0.5' x L: 0.5' x H: 0')
IES Classification: Type III - Short - Semi-Cutoff
BUG Rating: B1 - U0 - G1

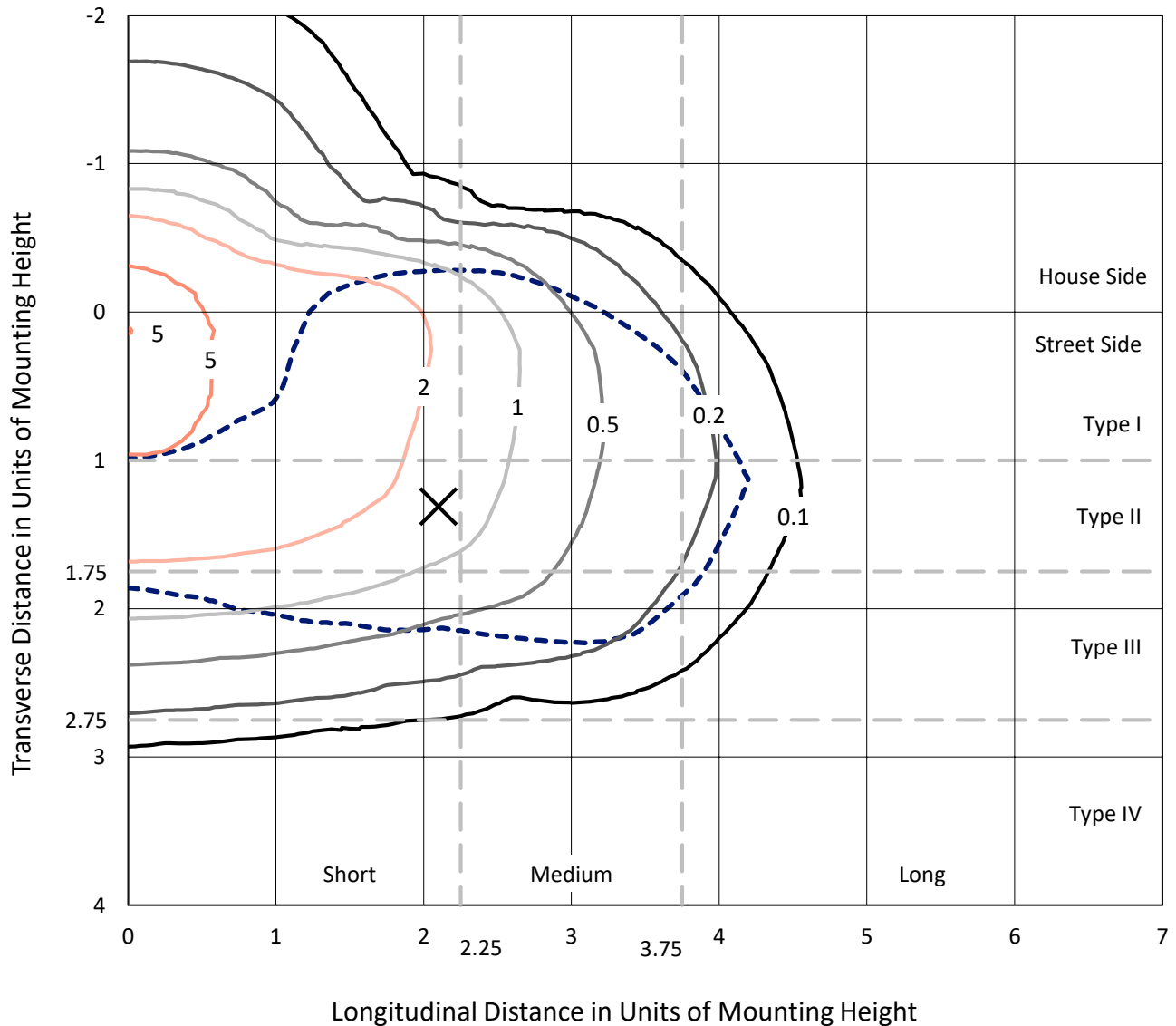
Input Watts (W): 33.3
Input Voltage (V): NR
Input Current (Ain): NR
Voltage Rise (V): NR
Power Factor: NR
Total Harmonic Distortion (THDi): NR
Frequency (hertz): 60
Stabilization Time: NR
Operation Time: NR
Ambient Temperature (°C): NR
Test Distance: 25 FT



REPORT NUMBER: P401300
 CATALOG NUMBER: ENT-SA1C-735-U-T3

Iso-Footcandle Lines of Horizontal Illumination

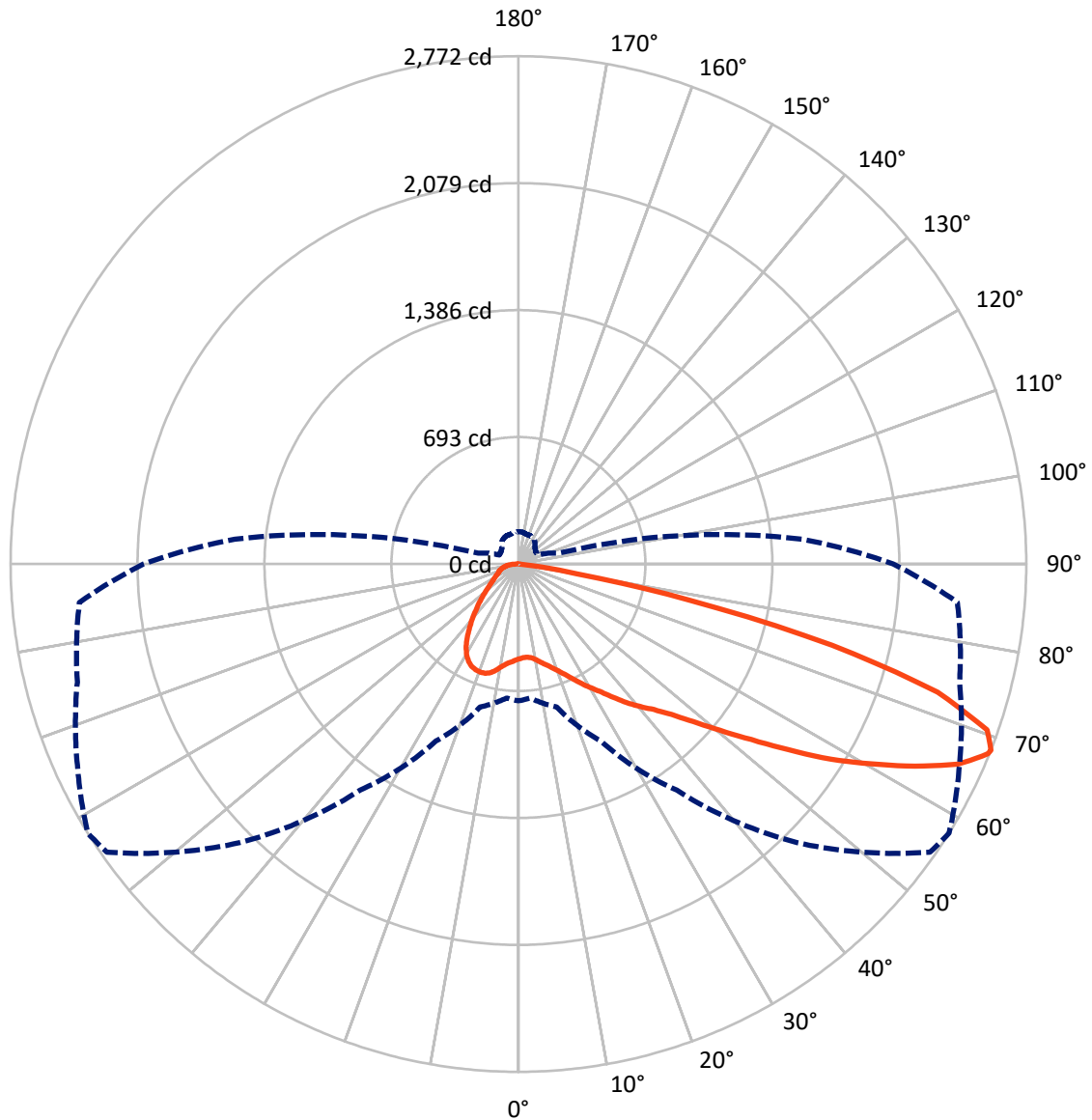
× Max cd
 - - - 1/2 Max cd



Based on 10 foot mounting height. Maximum calculated value = 5.7 fc
 Type III - Short - Semi-Cutoff

REPORT NUMBER: P401300
CATALOG NUMBER: ENT-SA1C-735-U-T3

Luminous Intensity Polar Plot



— Vertical Plane Through 58-Deg Lateral - - - Horizontal Cone Through 68-Deg Vertical

REPORT NUMBER: P401300

CATALOG NUMBER: ENT-SA1C-735-U-T3

FLUX DISTRIBUTION:

		Downward	Upward	Total
House Side	Lumens	1010.1	0.0	1010.1
	% Fixture	23.4	0.0	23.4
Street Side	Lumens	3303.9	0.0	3303.9
	% Fixture	76.6	0.0	76.6
Total	Lumens	4314.0	0.0	4314.0
	% Fixture	100.0	0.0	100.0

Coefficient of Utilization

ZONAL LUMENS:

Zone	Lumens	% Fixture
0°-10°	51.0	1.2
10°-20°	166.9	3.9
20°-30°	300.1	7.0
30°-40°	440.9	10.2
40°-50°	646.6	15.0
50°-60°	966.6	22.4
60°-70°	1130.2	26.2
70°-80°	557.2	12.9
80°-90°	54.4	1.3
90°-100°	0.0	0.0
100°-110°	0.0	0.0
110°-120°	0.0	0.0
120°-130°	0.0	0.0
130°-140°	0.0	0.0
140°-150°	0.0	0.0
150°-160°	0.0	0.0
160°-170°	0.0	0.0
170°-180°	0.0	0.0
0°-90°	4314.0	100.0
0°-180°	4314.0	100.0



REPORT NUMBER: P401300

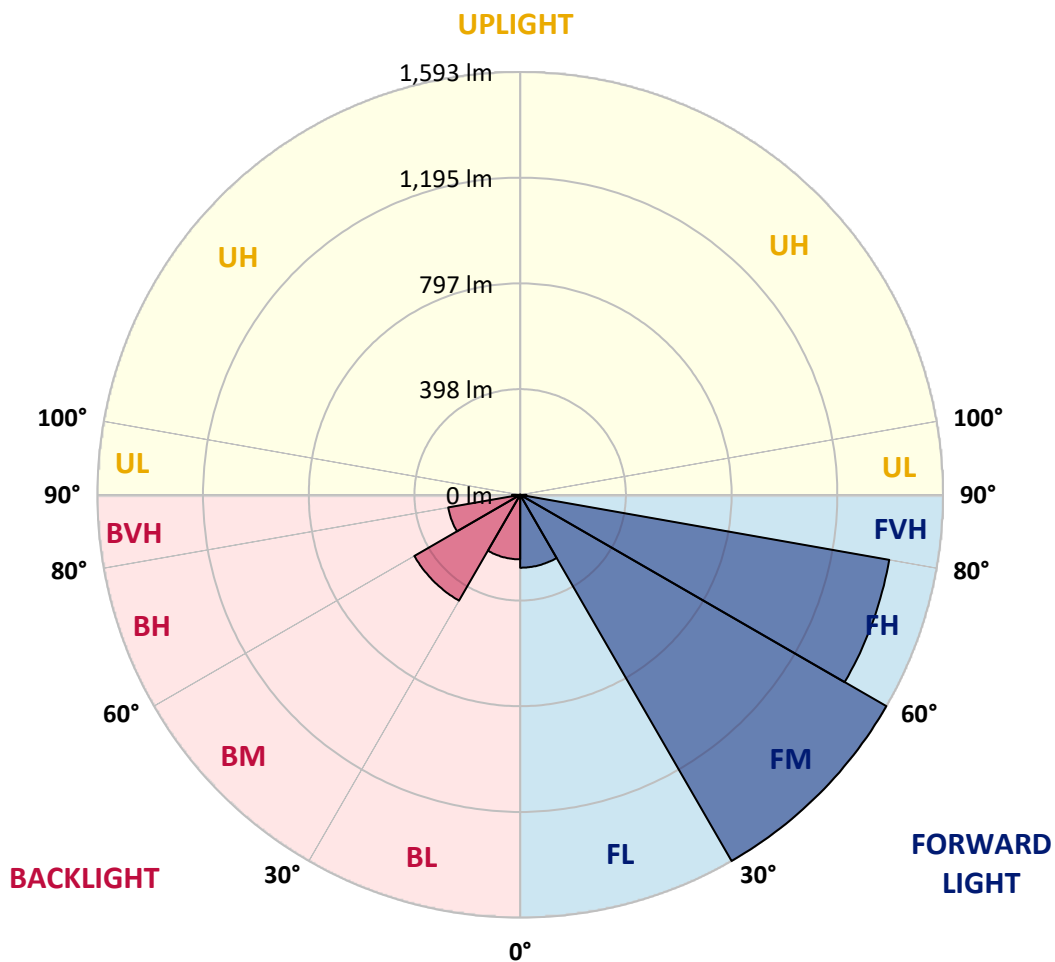
CATALOG NUMBER: ENT-SA1C-735-U-T3

LUMINAIRE CLASSIFICATION SYSTEM LUMEN TABLE AND BUG RATING:

Zone		Lumens	% Fixture	Zone Rating/Lumen Limit		
				B	U	G
FL	(0°-30°)	274.8	6.4			
FM	(30°-60°)	1593.4	36.9			
FH	(60°-80°)	1412.2	32.7			G1/1800
FVH	(80°-90°)	23.4	0.5			G1/100
BL	(0°-30°)	243.2	5.6	B1/500		
BM	(30°-60°)	460.7	10.7	B1/1000		
BH	(60°-80°)	275.2	6.4	B1/500		G1/500
BVH	(80°-90°)	31.0	0.7			G1/100
UL	(90°-100°)	0.0	0.0		U0/0	
UH	(100°-180°)	0.0	0.0		U0/0	

BUG Rating: B1-U0-G1

Type III Short





REPORT NUMBER: P401300

CATALOG NUMBER: ENT-SA1C-735-U-T3

CANDELA DISTRIBUTION (FULL):

	0°	5°	15°	25°	35°	45°	55°	58°	65°	75°	85°
0°	518.1	518.1	518.1	518.1	518.1	518.1	518.1	518.1	518.1	518.1	518.1
2.5°	505.4	505.4	507.2	507.8	509.0	510.2	511.4	512.0	513.8	516.2	517.5
5°	501.2	501.8	503.0	503.6	505.4	507.8	509.6	510.8	513.8	518.7	521.7
7.5°	510.8	512.6	513.2	513.8	514.4	516.2	516.2	516.8	519.9	524.7	528.9
10°	526.5	527.7	529.5	531.3	533.1	534.3	530.7	531.3	532.5	537.3	543.4
12.5°	546.4	546.4	547.0	549.4	551.2	554.8	551.2	551.2	551.2	555.4	562.6
15°	568.7	567.4	567.4	569.9	570.5	572.9	571.1	571.1	573.5	577.7	584.9
17.5°	594.0	595.8	594.0	592.7	590.9	592.1	593.4	594.6	599.4	606.0	610.2
20°	630.7	633.7	632.5	627.7	619.9	616.2	620.5	622.9	632.5	640.3	640.9
22.5°	689.1	687.3	685.5	677.1	661.4	651.8	652.4	656.0	671.1	683.1	677.1
25°	743.3	745.2	745.2	733.1	712.6	692.7	694.6	696.4	711.4	722.3	706.0
27.5°	809.0	807.8	807.2	790.9	766.2	747.0	736.7	741.5	752.4	756.6	725.3
30°	877.1	881.9	877.1	854.2	830.7	806.0	785.5	784.3	789.7	789.1	748.2
32.5°	959.0	954.8	953.0	926.5	897.0	864.4	838.5	834.3	831.3	827.1	775.3
35°	1022.3	1027.7	1027.7	1004.8	969.8	937.9	897.6	893.9	886.7	872.9	810.8
37.5°	1096.9	1095.7	1100.0	1073.5	1038.5	1007.8	970.4	960.2	943.9	923.5	853.0
40°	1169.8	1172.8	1182.5	1150.6	1118.6	1094.5	1041.5	1022.9	998.2	979.5	914.4
42.5°	1269.2	1273.4	1277.1	1250.6	1212.6	1190.9	1109.0	1085.5	1071.6	1068.0	995.7
45°	1389.7	1396.9	1399.9	1375.9	1354.2	1302.4	1193.9	1172.2	1157.2	1172.8	1106.6
47.5°	1505.4	1501.8	1515.6	1515.0	1517.4	1455.4	1316.2	1283.7	1269.2	1309.0	1233.7
50°	1570.4	1575.8	1606.0	1636.7	1679.5	1634.9	1457.8	1425.2	1408.4	1457.8	1383.1
52.5°	1604.2	1611.4	1651.7	1737.9	1828.8	1807.8	1628.3	1592.1	1577.7	1625.8	1543.3
55°	1607.2	1611.4	1665.6	1799.3	1942.7	1949.3	1822.8	1788.5	1768.6	1799.9	1718.0
57.5°	1557.2	1544.5	1637.9	1808.4	2015.6	2096.9	2036.7	2012.0	1956.0	1989.7	1934.9
60°	1468.0	1480.7	1572.2	1771.0	2046.3	2212.0	2251.1	2213.8	2148.7	2162.6	2168.6
62.5°	1333.1	1349.3	1444.5	1684.3	2021.6	2309.6	2449.3	2430.6	2343.3	2336.1	2346.9
65°	1140.9	1131.3	1237.3	1494.5	1904.7	2342.1	2643.9	2636.0	2531.8	2446.9	2451.1
67.5°	822.9	813.8	887.9	1153.6	1588.5	2221.0	2747.5	2765.0	2645.7	2495.7	2430.6
68°	747.0	734.3	808.4	1066.2	1507.2	2151.1	2742.1	2772.2	2654.1	2492.7	2405.3
70°	430.1	409.6	481.3	695.8	1109.6	1810.8	2631.2	2714.4	2634.2	2434.2	2239.7
72.5°	134.9	134.9	186.1	281.3	544.6	1145.7	2251.1	2392.7	2409.5	2212.6	1861.4
75°	84.3	84.3	97.0	133.1	216.9	486.1	1553.0	1768.6	1914.4	1862.6	1357.2
77.5°	57.2	56.0	64.5	82.5	121.1	156.0	779.5	957.8	1171.0	1271.6	793.9
80°	31.3	31.9	39.8	49.4	68.7	72.3	228.9	323.5	515.6	604.2	301.2
82.5°	18.1	17.5	19.3	21.7	30.1	31.3	65.7	80.7	134.9	125.3	80.7
85°	0.0	0.6	0.6	0.6	1.2	3.0	8.4	12.7	20.5	28.3	19.9
87.5°	0.0	0.0	0.0	0.0	0.6	0.6	1.2	1.2	1.2	1.2	1.8
90°	0.0	0.0	0.0	0.0	0.0	0.0	0.0	0.0	0.0	0.0	0.0



REPORT NUMBER: P401300

CATALOG NUMBER: ENT-SA1C-735-U-T3

CANDELA DISTRIBUTION (continued):

	90°	95°	105°	115°	125°	135°	145°	155°	165°	175°	180°
0°	518.1	518.1	518.1	518.1	518.1	518.1	518.1	518.1	518.1	518.1	518.1
2.5°	518.7	520.5	523.5	525.9	527.1	525.9	530.1	529.5	530.7	530.7	531.9
5°	524.1	526.5	531.9	534.9	537.9	539.1	544.0	545.2	547.6	548.8	548.2
7.5°	531.9	534.9	541.5	547.0	551.2	554.2	562.0	565.6	569.3	570.5	571.7
10°	546.4	550.6	557.8	564.4	570.5	574.7	581.3	586.1	589.7	590.9	592.1
12.5°	565.6	570.5	579.5	588.5	595.2	597.6	597.0	595.8	595.8	595.2	595.8
15°	587.9	592.7	604.2	612.6	613.2	605.4	594.6	589.1	587.9	587.9	588.5
17.5°	613.8	619.9	627.1	631.9	620.5	601.2	588.5	583.1	581.9	581.3	580.1
20°	643.3	647.0	649.4	643.3	618.0	595.8	581.3	573.5	567.4	566.8	564.4
22.5°	674.7	673.5	670.5	648.8	611.4	583.1	563.2	548.8	540.9	540.3	537.9
25°	697.6	692.7	683.7	650.0	599.4	562.6	534.3	511.4	501.2	496.4	497.6
27.5°	712.6	702.4	686.7	644.0	578.3	531.3	491.5	461.4	446.4	444.0	445.8
30°	730.7	714.4	689.1	628.9	548.2	487.3	435.5	405.4	397.0	392.8	394.0
32.5°	752.4	731.3	697.0	606.0	510.2	436.1	380.1	359.0	349.4	341.6	344.0
35°	780.7	754.2	709.6	573.5	462.0	381.9	340.3	321.1	303.6	295.2	295.8
37.5°	813.8	783.7	720.5	535.5	409.6	341.0	306.0	283.1	261.4	245.2	242.2
40°	866.8	842.1	729.5	493.4	359.6	307.2	272.3	246.4	225.9	209.6	207.8
42.5°	955.4	912.6	730.1	442.8	316.9	278.3	244.6	216.3	193.4	179.5	178.9
45°	1059.6	993.3	717.4	388.5	279.5	249.4	219.9	187.9	174.7	165.7	164.5
47.5°	1183.1	1086.1	689.7	337.9	247.6	221.1	194.6	175.3	165.7	159.0	159.0
50°	1324.0	1195.1	662.0	294.6	216.9	198.2	180.1	169.9	162.6	156.6	156.0
52.5°	1483.1	1324.0	653.0	250.6	191.6	177.1	175.3	165.7	159.6	155.4	154.2
55°	1672.8	1468.6	661.4	216.3	171.7	168.7	172.3	164.5	160.2	153.6	151.8
57.5°	1892.1	1609.6	652.4	187.3	157.8	160.8	168.7	164.5	160.8	152.4	150.0
60°	2098.7	1735.5	590.9	163.2	144.6	151.2	163.8	159.0	153.6	151.8	150.6
62.5°	2209.6	1776.4	471.1	144.6	134.3	141.6	156.0	150.0	146.4	150.6	151.2
65°	2210.8	1730.1	346.4	130.7	125.9	133.1	148.2	146.4	148.8	158.4	160.2
67.5°	2087.9	1589.1	244.6	118.1	117.5	126.5	151.8	163.8	165.7	175.3	175.3
68°	2045.7	1554.2	227.1	116.3	115.7	126.5	154.8	166.9	168.1	177.1	176.5
70°	1814.4	1313.8	164.5	109.0	112.6	135.5	171.1	175.3	168.1	178.3	177.7
72.5°	1418.0	971.7	122.9	101.2	107.2	133.7	172.3	168.1	157.2	159.6	156.6
75°	958.4	619.3	101.2	92.8	95.2	113.2	156.6	158.4	145.8	143.4	139.8
77.5°	501.8	290.4	81.9	82.5	84.9	98.2	139.8	144.0	132.5	125.3	124.1
80°	184.9	115.1	66.9	72.9	74.1	86.1	119.9	126.5	115.7	110.2	109.0
82.5°	67.5	57.2	55.4	63.9	62.6	73.5	104.8	109.6	98.2	92.8	89.8
85°	18.7	21.1	34.9	50.0	48.8	57.2	84.3	88.6	78.9	65.1	63.3
87.5°	1.2	4.2	13.9	29.5	30.7	35.5	60.8	66.9	58.4	48.2	47.6
90°	0.0	0.0	0.0	0.0	0.0	0.0	0.0	0.0	0.0	0.0	0.0

(END OF REPORT)